



# FOLD-A-GOAL


## Standard Model Directions for Assembly




1. Lay out parts according to picture.



2. Slide pieces together.




3. Attach net to top of goal.



4. Rotate goal to upright position.



5. Fasten net on bottom.



6. Total parts for one goal.

**FOLD-A-GOAL**

D. Hauptman Co., Inc.

4856 W. Jefferson Blvd. • Los Angeles, CA 90016

800-542-4625

[www.fold-a-goal.com](http://www.fold-a-goal.com)